

An aerial photograph of a resort pool complex. The pool is a large, irregular shape with a light blue-green water color. It features several circular seating areas with purple cushions and small tables. A waterfall flows down the right side of the pool. The pool is surrounded by lush greenery, including palm trees and other tropical plants. In the background, there are more resort buildings and a staircase leading up a hillside.

 **PEDRASVERDE**

ABOUT US

Established since 2008, Pedrasverde focuses on manufacturing, processing, and exporting natural stones to a number of clients and suppliers from around the world. Headquartered in Sukabumi Indonesia, Pedrasverde has rich sources of natural stones. We are flexible to supply various kinds and sizes of natural stone to suit your personal construction needs. Further, we are committed to provide only the most exquisite quality of material and service to our partners and clients.

For more than 10 years, we have engaged with clients and suppliers in supplying building materials and natural stones from Indonesia to the world. The journey of experience and interacting with people has shaped us to expertise in product quality.

CONTACT US

- ☎ +6281 6573 667
- ✉ rolando.sinaga@icloud.com
- 🏠 Puri Taman Umadui B-16
Jalan Gunung Sopotan
Denpasar - 80117, Bali, Indonesia
- 🌐 www.pedrasverde.com



There are a variety of finishing that you can choose to suit your needs:

- **Finishing type: Sawn cut and Honed**
Usually is used for swimming pools and wet areas. Sawn cut is machine-cut finishing and not very smooth surface, whereas Honed cut has smoother surface
- **Rough Finishing**
If you prefer a natural look for your outdoor or indoor wall, then rough finishing is a perfect choice



Honed

Sawn Cut

Pedrasverde provides several best seller natural stones, such as: Piedra Hijau, Black Lava, Andesite Stone, and White Limestone. These stones have been used in many construction purposes, such as: wall and pool, in luxury villas and hotels around the world. Our best seller stones:

1. Pedra Hijau
2. Black Lava
3. Limestone
4. Andesite
5. Ocean Plain
6. Ocean Wave
7. Ocean Blue
8. Bali Bricks
9. Temple Stone
10. Onyx Stone



THE PROCESS

■ Selection

At Pedrasverde, we select only the best quality materials for further process. Then, the stones are carefully measured and cut in order to get the precise size for every single piece.

■ Packing & Stuffing

We apply international standard system in our packing. The boxes are further strapped and double packed in wooden palette to ensure safeness.

■ Shipment

Finally, the products are ready to ship to our clients in all over the world.



WHY US



Worldwide Delivery

Shipping to every part of the world




Premium Packaging

Every piece is carefully packed in secure packages



Quality guarantee

We put our every effort and eyes to details to ensure the quality and precise size






■ PIEDRA HIJAU

Piedra Hijau, also known as Green Sukabumi Stone, is one of the most popular natural green swimming pool tiles. The stone is rare and exotic. Because of its uniqueness, Piedra Hijau has been used in many construction purposes, such as: wall and pool, in luxury villas and hotels around the world. Piedra Hijau has natural green color. It contains a special substance called Zeolite, which could reduce ammonia, to keep water clear and fresh.

Besides that, Piedra Hijau has many advantages such as:

1. Strong and durable in all conditions
2. Able to keep water or surrounding cool because it does not absorb heat
3. High density
4. Low absorption rate
5. High abrasion resistance
6. Anti slip



Size:
20 x 40 cm

DRY

WET



Finished: Sawn and Honed cut




Available size:

10 x 10 x 1 cm	20 x 20 x 1 cm
15 x 15 x 1 cm	15 x 30 x 1 cm
10 x 20 x 1 cm	20 x 40 x 1 cm



WET

DRY



Finished: **Rock surface**



Available size:

10 x 10 x 1 cm
15 x 15 x 1 cm
20 x 20 x 1 cm
20 x 40 x 1.5 cm



WET

DRY



Dimensional tolerance are applicable (1-1.5 mm)
Other custom size are available subject to some conditions



■ BLACK LAVA / PEDRA HITAM

Pedra Hitam is well known as Black Lava Stone. This stone is gray when it is dry and turns to black when it is wet. The porous surface on Pedra Hitam makes it anti-slip and does not absorb the hot thermal. The stone is strong and durable in any weather conditions. Whether you apply it outdoor or indoor, Black Lava Stones gives a sense of nature and exclusive looks to your building construction.





WET

DRY



Available size:

- 10 x 10 x 1 cm
- 15 x 15 x 1 cm
- 10 x 20 x 1 cm
- 20 x 20 x 1 cm
- 15 x 30 x 1 cm
- 20 x 40 x 1 cm



Available size:

- 10 x 10 x 1 cm
- 15 x 20 x 1 cm
- 20 x 20 x 1 cm

■ ANDESITE STONE TILES

Andesite is rock comes from volcano. The name derives from Mount Andes. The stone is extremely durable and high density, as it is formed in high temperature in the volcano. Andesite Stone has been popular since the colonial era in our country. It is commonly used andesite stone for wall cladding, gate or fence It is solid and resistant to weather changes.



Available size:

10 x 10 x 1 cm	20 x 40 x 1 cm
15 x 15 x 1 cm	40 x 40 x 1 cm
10 x 20 x 1 cm	60 x 60 x 1 cm
20 x 20 x 1 cm	90 x 90 x 2 cm
15 x 30 x 1 cm	



Available size:

10 x 10 x 1 cm
15 x 15 x 1 cm
10 x 20 x 1 cm
20 x 20 x 1 cm





■ WHITE LIMESTONE

White Limestone Palimanan has classic and elegant texture, natural color of cream. White Limestone comes with many benefits, such as: anti slip, has a stable temperature and elegant color. Having said that, it is popular among many hotels and villa constructions, as it is easy to fit most parts of building. It can also be applied on pool deck, paving, floor or wall tiles and even stairs.



Available size:

10 x 10 x 1 cm
15 x 15 x 1 cm
10 x 20 x 1 cm
20 x 20 x 1 cm
80 x 80 x 2 cm



Available size:

10 x 10 x 1 cm
15 x 15 x 1 cm
10 x 20 x 1 cm
20 x 20 x 1 cm
20 x 40 x 2 cm



One-side round




■ BALI BRICKS

Say good bye to old style bricks which have rough texture and bland red color. Nothing can beat Bali Bricks appeal for giving opulence appearance in construction. Besides that, Bali Bricks also offer with a number benefits such as: energy-efficient, reduce the use of AC device, best barrier of noise, as well as better in fire protection.


Available size:

22 x 10 x 6 cm
22 x 10 x 4.5 cm
22 x 4.5 cm



■ OCEAN BLUE

Ocean Blue, is one of its kind, a unique and exotic rock. It has almost the same quality like Pedra Hijau, except its blue gold wave stripes which makes it stands out on its own. Because of its uniqueness, Ocean Blue has been used in many construction purposes, such as: wall and pool in luxury villas and hotels around the world.



DRY

WET



Dry



Wet



Available size:

10 x 10 x 1 cm

20 x 20 x 1 cm

10 x 20 x 1.4 cm

15 x 30 x 1.4 cm

20 x 20 x 1.4 cm

20 x 30 x 1.4 cm

20 x 40 x 1.4 cm

30 x 30 x 2 cm

30 x 60 x 2 cm

40 x 40 x 2 cm

40 x 60 x 2 cm

50 x 50 x 2 cm

60 x 60 x 2 cm

■ OCEAN WAVE

Ocean Wave can be applied for exterior or interior construction, such as: wall and pool. The wave pattern that gives a natural looks, makes this rocks highly demand by many hotels and villa constructions around the world.


Finished: **Hammered and Etched**



Dry



Wet



WET

DRY



Available size:

10 x 10 x 1 cm

20 x 20 x 1 cm

10 x 20 x 1.8 cm

15 x 30 x 1.8 cm

20 x 20 x 1.8 cm

20 x 30 x 1.8 cm

20 x 40 x 1.8 cm

30 x 30 x 2 cm

30 x 60 x 2 cm

40 x 40 x 2 cm

40 x 60 x 2 cm

40 x 80 x 2 cm


60 x 60 x 2 cm

60 x 120 x 2 cm



■ OCEAN PLAIN

For those who loves plain look, Ocean Plain is the best choice. It is popular for its simplicity and clarity which makes it easy to fit any part of the building. It is perfect for wall and pool, external or interior construction.



DRY

WET



Dry



Wet



Available size:

10 x 10 x 1 cm

20 x 20 x 1 cm

10 x 20 x 1.8 cm

15 x 30 x 1.8 cm

20 x 20 x 1.8 cm

20 x 30 x 1.8 cm

20 x 40 x 1.8 cm

30 x 30 x 2 cm

30 x 60 x 2 cm

40 x 40 x 2 cm

40 x 60 x 2 cm

40 x 80 x 2 cm

60 x 60 x 2 cm

60 x 120 x 2 cm



■ TEMPLE STONE TILES

Temple Stone Tiles has solid properties. It is very popular since ancient times where people use it for house exterior. The best advantage of this tiles is it can be applied in random patterns in the installation, yet gives luxurious look.


Finished: **Hammered and Etched**



Hammered



Etched



Available size:

10 x 10 x 1 cm	20 x 30 x 1.4 cm	40 x 60 x 2 cm
20 x 20 x 1 cm	20 x 40 x 1.4 cm	50 x 50 x 2 cm
10 x 20 x 1.4 cm	30 x 30 x 2 cm	60 x 60 x 2 cm
15 x 30 x 1.4 cm	30 x 60 x 2 cm	20 x 40 x 2 cm
20 x 20 x 1.4 cm	40 x 40 x 2 cm	38 x 17 x 2 cm

INSTALLATION TIPS



If you've chosen one of these natural stones for your project, here are some useful installation tips:

■ Using the right adhesive

Using the wrong adhesive can cause tiles not only to lift over, but could also cause a hazard. You may need to consider your choice of grout to accommodate and we recommend adhesives that do not contain water.

■ Clean surface

When installing green sukabumi tiles or any other natural stone tiles, your surface should be clean, and removed of any existing coating such as paint or wax.

■ Waterline sealant

Green sukabumi does not require sealing if it is being used in dry areas, such as for garden landscaping or indoor

construction. However, if you're using the natural stone for outdoor, such as: pool, it is important that you seal the tiles at the waterline. Ensure the tiles are clean and dry prior to applying the sealant, and keep the tiles away from water or extreme conditions for approximately 12 hours following.

■ Natural stone expands

All natural stone expands when hot and contracts when cool. When laying green sukabumi, it is important not to leave your tiles in the sun beforehand, as they can expand by several millimetres. For example: when you prepare your pool or work area, make sure it is also sheltered, so that your tiles are not accidentally subjected to extra heat. Remember to lay with movement joints to accommodate expansion and contraction.

■ Make the most of natural colour variations

One of the advantages of using natural stone is that no two pieces are ever the same. Whether creating a green sukabumi wall or designing a water feature – you'll be guaranteed a beautiful blend of green shades.

■ Covering after installation

Once you've installed your tiles, it's important that you protect them from water (including rain) for several hours, and we recommend keeping them out of direct sunlight for a period of 12 hours. If you're creating a pool, it's advisable to fill it as soon as possible to protect the stone from the elements.

MAINTAINING STONES

How to clean and maintain Green Sukabumi stone

■ Material crumble

This issue appears after installation when the material crumbles on the surface of green sukabumi stone. This problem can be minimized by the material selection after the cutting process by water testing control in the factory. This typical problem normally comes from the crystal color based that contains clay inside the stone.

■ Muds

It is easy to clean mud from the stone. You only with a nylon brush or a soft plastic.

■ Yellow spot or color changing

The most common problem on Green Sukabumi Stone is yellow spot. There are 2 types of spot:

Permanent stain (from the stone itself) is natural and cannot be cleaned.

Another one is yellow stain which is caused by storing, can be cleaned. This stain usually arises from the oxidation of the stone and oxygen

How to clean yellow spots:

- Use a ceramic cleaner that is mixed with water. The ratio is 25% ceramic cleaner and 75% water
- Pour the liquid on the yellow spot surface or just dip the stone fully in the liquid.
- wait for 1-2 minutes and brush it with a soft nylon.
- Finally, clean thoroughly under running water

To avoid these common problem, always choose professional supplier which provide high quality stones.

At Pedrasverde, we work hard to control our products to ensure you get high quality products.





+6281 6573 667

rolando.sinaga@icloud.com

Puri Taman Umadui B-16
Jalan Gunung Soputan
Denpasar - 80117, Bali, Indonesia

www.pedrasverde.com

